



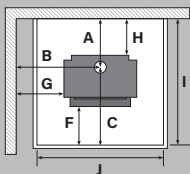
Ultra Wee Rad

The Ultra Wee Rad features the popular leg style and a ultra clean burning firebox that delivers a peak output of 15kW to warm your home. Impressive heat and minimal operational parts keep running and servicing costs low.

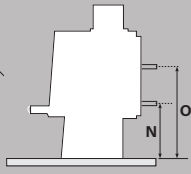
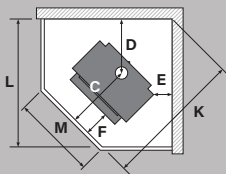
Meeting the ultra-low burning requirements of the CM1 test through incredibly low emissions even during initial start-up. Constructed from solid 6mm NZ made steel and firebrick lined with a generous door glass providing the perfect flame view.

	Ultra low emission model (ULEB)
Heat output	15kW peak heat output
Heating area	Heat up to 150m ² / 2-3 bedroom home
Finish	Metallic black high temperature paint
Wetback	N/A
MfE#	240084 (NES) / 240085 (CM1.6)
Emission	0.40gms (NES) / 0.37mg/MJ (CM1.6)
Efficiency	67% (NES) / 67% (CM1.6)
SKU	200-0269

Wall clearances



Corner clearances



Minimum installation clearances with a Pioneer flue shield fitted (mm)

	A	B	C	D	E	F	G	H	I	J	K	L	M
	270	638	581	477	170	235	330	100	851	825	1255	1040	425
Model	Width		Depth		Height		N	O					
Dimensions	615mm		515mm		707mm		-	-					

Ultra Wee Rad corner clearance (E) can be reduced to 136mm with Corner Wing Shields fitted. This also reduces clearances (D) to 442mm, (K) to 1207mm and (L) to 1005mm. Specifications were correct at the time of printing but may alter and those detailed should be used only as a guide. If in doubt, please consult your local Metro Fires stockist. Peak heat outputs (kW) are based on the NZHHA test method using dry pine with testing undertaken by independent International Accredited New Zealand (IANZ) testing facilities.

