

# Rad Plus

The Metro Rad Plus features the innovative black glass-ceramic ROBAX® NightView from SCHOTT. Contrasting nicely against the metallic black paint finish, the upright vertical design with minimalist detailing, brings a clean and refined aesthetic with a magnificent flame view.

The unique firebox design delivers a super clean burn with incredibly low emissions. The base compartment offers convenient storage with push-button door opening for easy access.

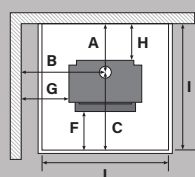


<span style="color: blue;">■</span>	Clean air approved model
Heat output	16kW peak heat output
Heating area	Heat up to 160m <sup>2</sup> / 2-3 bedroom home
Finish	Metallic black high temperature paint
Wetback	Optional Side wetback
MfE#	232438 (DRY) / 232439 (WET)
Emission	0.42gms (DRY) / 0.69gms (WET)
Efficiency	69% (DRY) / 67% (WET)
SKU	200-0810

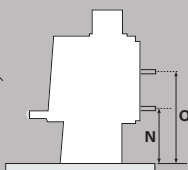
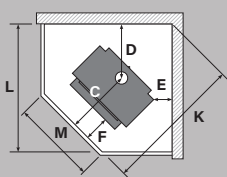


\* Rad Plus must be installed with the Pioneer 900mm double flue shield.

Wall clearances



Corner clearances



Minimum installation clearances with a Pioneer flue shield fitted (mm)

	A	B	C	D	E	F	G	H	I	J	K	L	M
	285	612	608	450	170	240	350	100	893	775	1244	1013	375
Model	Width			Depth		Height		N	O				
Dimensions	525mm			553mm		961mm		530mm	720mm				

Rad Plus corner clearance (E) can be reduced to 100mm with Corner Wing Shields fitted. This also reduces clearances (D) to 380mm, (K) to 1145mm and (L) to 942mm. Specifications were correct at the time of printing but may alter and those detailed should be used only as a guide. If in doubt, please consult your local Metro Fires stockist. Peak heat outputs (kW) are based on the NZHHA test method using dry pine with testing undertaken by independent International Accredited New Zealand (IANZ) testing facilities.