

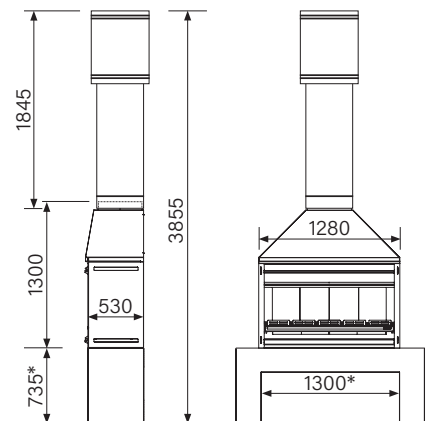
Outdoor 1200 Braai

The Outdoor 1200 Braai is designed for installation onto a non-combustible plinth or bench top to your desired design or installed onto the Outdoor 1200 trolley base (optional extra). The unique style of wood fired BBQ lets you cook a variety of food while delivering distinctive smokey wood fired flavours. All cooking grills and accessories are easily removed after cooking to use as an outdoor fireplace to keep your guests warm as the evening cools down.

The Outdoor 1200 Braai package includes:

- Outdoor 1200 firebox and stainless steel flue system
- Stainless steel side racks (2)
- Stainless steel cooking grills and grill baskets (2)
- Cast iron cooking grill/plate
- Stainless steel ember maker
- Ember tool and pair of outdoor fire mitts

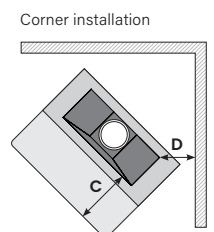
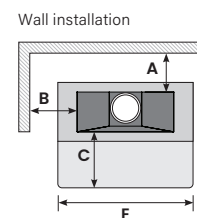
SKU 280-0800



SPECIFICATIONS

Minimum installation clearances					Firebox / Gather		
A	B	C	D	E	WIDTH	DEPTH	HEIGHT
250	500	500/700	250	1880	1280	530	1300

Base / Plinth (recommended)					Trolley base		
MINIMUM THICKNESS	MINIMUM DEPTH	MINIMUM HEIGHT	INTERNAL WIDTH	INTERNAL DEPTH	WIDTH	DEPTH	HEIGHT
125	530	735*	1300*	750*	1700	800	735



* Minimum and recommended base/plinth dimensions are to suit storage of the stainless steel door/cover during operation of the Outdoor 1200. Specifications were correct at the time of printing but may alter and those detailed within should only be used as a guide. Full assembly and installation instructions are detailed in the Outdoor Installation manuals. If in doubt, please consult your local Metro stockist or visit metrofires.co.nz.

