

Ambie One HT

The smaller model in the Ambience Series, the Ambie One creates an ambience of warmth, comfort and relaxation. Get the best of both radiant and convection heat from this convection wood fire that also throws out huge radiant heat through its one piece glass front. Award winning design that provides warmth and comfort all winter long. Wetback options are only for properties with a land size of 2Ha or greater (non clean air zones).

Model	Clean air approved
Peak output	15kW
Heating area	150m ² / 3 bedroom home
Finish	Metallic black paint
Wetback	Optional 3kW or 4kW wetback (2Ha+ only)
MfE#	120834 (DRY)
Emission	0.95gms (DRY)
Efficiency	71% (DRY)
SKU	200-1851



ECO FLUE

Maximise the performance and efficiency of your wood fire

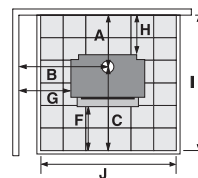


SPECIFICATIONS

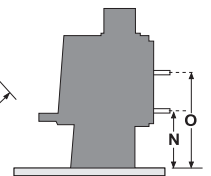
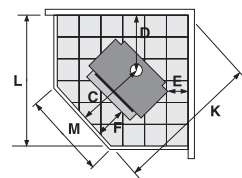
Minimum installation clearances with a Pioneer double flue shield fitted (mm):

A	B	C	D	E	F	G	H	I	J	K	L	M	N	O
250	539	589	392	100	275	250	100	839	825	1142	960	427	350	540
							Width	Depth	Height					
Dimensions (mm)							577	464	720					

WALL CLEARANCES



CORNER CLEARANCES



Specifications were correct at the time of printing but may alter and those detailed should be used only as a guide. If in doubt, please consult your local Metro Fires agency or visit metrofires.co.nz.



METROFIRES.CO.NZ

metrofires